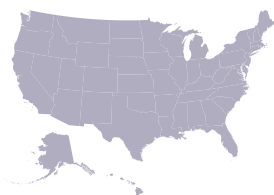


# Gun Violence in the United States

## OVERVIEW

In an average year, **46,687** people die and **96,935** are wounded by guns in the United States, costing the country **\$557.2 billion** each year.



Data on states and counties:  
[EveryStat.org](https://www.everystat.org)

### SOURCES:

Gun deaths: CDC, WONDER, five-year average: 2020–2024 (provisional).

Gun violence trends: CDC, WONDER, 2015–2024 (provisional).

Gun injuries: Everytown analysis of Healthcare Cost and Utilization Project (HCUP) data, 2020.

Cost of gun violence: Ted R. Miller and Bruce Lawrence analysis of CDC fatal injury: 2019 and HCUP nonfatal injury: 2019.

Rankings are based on the 50 states and Washington, DC, with first being highest, 51st lowest. Death and injury rankings are based on rates, economic cost rankings are based on average societal per-resident cost. Overall state gun violence rankings are calculated by adding count of gun deaths plus count of nonfatal gun injuries divided by population.

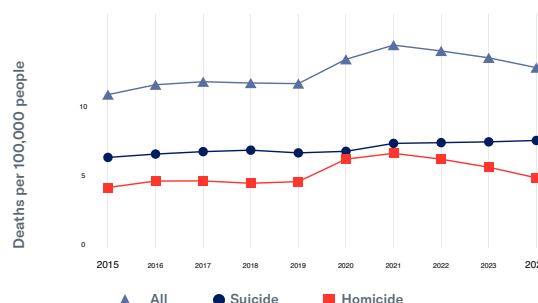
Totals do not always sum to 100% due to rounding.

[EveryStat.org](https://www.everystat.org)

Updated: December 2025

## GUN DEATHS OVER TIME

In the United States, the rate of gun deaths increased **18%** from 2015 to 2024. During that same period, the rate of gun suicides increased **19%** and gun homicides increased **16%**.

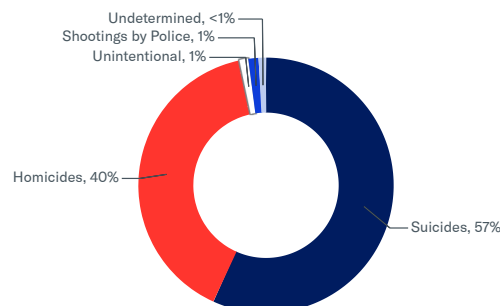


## COST OF GUN VIOLENCE

Gun violence costs the United States **\$557.2 billion** each year, of which **\$12.6 billion** is paid by taxpayers. The average cost for overall gun violence in the United States is **\$1,698** for every person each year.

## GUN DEATHS BY INTENT

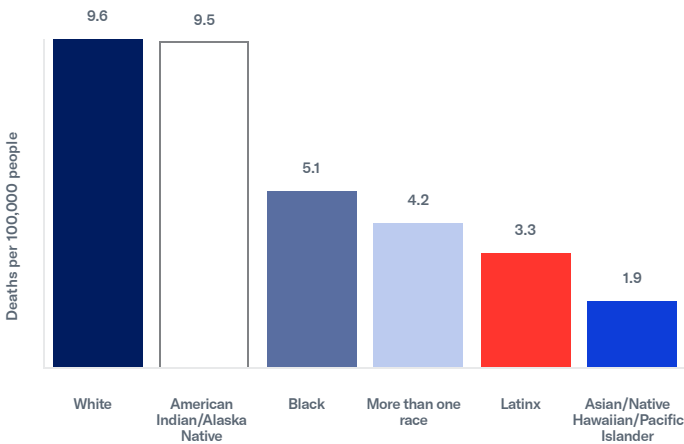
In the United States, **57%** of gun deaths are suicides and **41%** are homicides (including shootings by police). Mississippi has the highest rate of gun deaths in the country, Wyoming has the highest rate of gun suicides, and the District of Columbia has the highest rate of gun homicides.



## GUN SUICIDES AND SUICIDE ATTEMPTS

Every year, an average of **26,509** people in the United States die by gun suicides and **2,411** are wounded by gun suicide attempts—a rate of **7.5** suicides and **0.7** suicide attempts per 100,000 people. In the United States, white people are **1.9 times** more likely than Black people to die by gun suicide.

### Gun Suicides By Race/Ethnicity in the United States



## CHILDREN AND TEENS GUN DEATHS

Guns are the **leading** cause of death among children and teens in the United States. In the United States, an average of **4,418** children and teens die by guns every year, of which **29%** of these deaths are suicides and **65%** are homicides. Black children and teens in the United States are **6 times** more likely than their white peers to die by gun homicide.

#### SOURCES:

Gun suicides and gun homicides: CDC, WONDER, five-year average: 2020–2024 (provisional). Homicides include shootings by police.

Gun suicide attempts and gun assaults: Everytown analysis of Healthcare Cost and Utilization Project (HCUP) data, 2020.

Children and teens gun deaths: CDC, WONDER, five-year average: 2020–2024 (provisional), ages 0–19; Leading causes of death: CDC, WONDER, 2024 (provisional), ages 1–19.

Intimate partner homicides: CDC, National Violent Death Reporting System, three-year average: 2020–2022.

Note: Gun violence data on EveryStat and in this fact sheet includes individuals who die or are wounded by guns and visit a hospital for care. The impact of gun violence extends far beyond those who are killed or physically injured, but data on those who witness gun violence, are threatened with a gun, or know or care for someone wounded or killed is not systematically collected at this time.

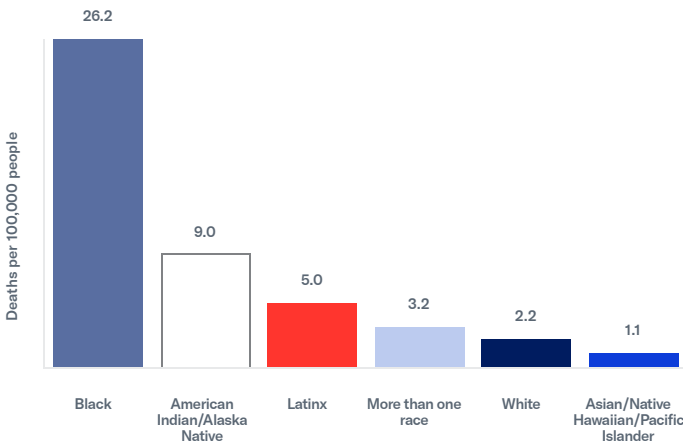
[EveryStat.org](https://EveryStat.org)

Updated: December 2025

## GUN HOMICIDES AND ASSAULTS

Every year, an average of **19,263** people in the United States die by gun homicides and **35,451** are wounded by gun assaults—a rate of **6.1** homicides and **10.7** assaults per 100,000 people. Of all homicides in the United States, **79%** involve a gun. In the United States, Black people are **12 times** more likely than white people to die by gun homicide.

### Gun Homicides By Race/Ethnicity in the United States



## INTIMATE PARTNER HOMICIDES

Every year, an average of **848** women are fatally shot by an intimate partner in the United States. **69%** of female intimate partner homicide victims are killed with a gun.

### Female Intimate Partner Homicides by Race/Ethnicity in the United States

