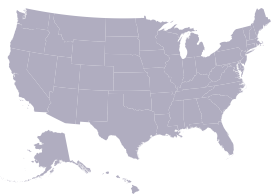


Gun Violence in Oregon

OVERVIEW

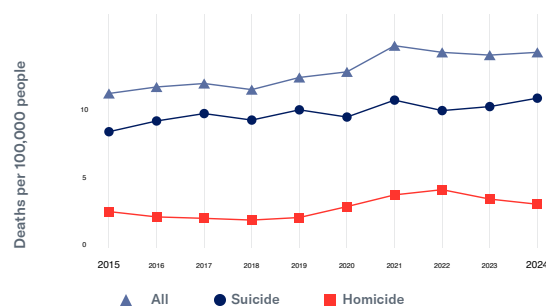
In an average year, **644** people die and **719** are wounded by guns in Oregon. Oregon has the **34th-highest** rate of gun violence in the US.



Data on states and counties:
[EveryStat.org](https://www.everystat.org)

GUN DEATHS OVER TIME

In Oregon, the rate of gun deaths increased **27%** from 2015 to 2024, compared to a **18%** increase nationwide. The rate of gun suicides increased **29%** and gun homicides increased **21%**, compared to a **19%** increase and a **16%** increase nationwide, respectively.

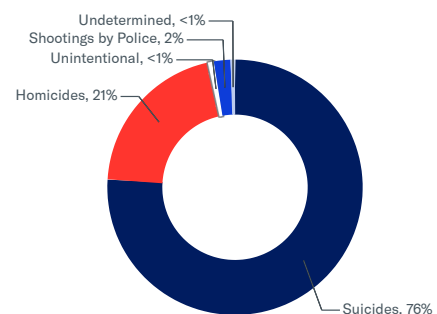


COST OF GUN VIOLENCE

Oregon has the **23rd-highest** societal cost of gun violence in the US at **\$1,911** per resident each year. Gun violence costs Oregon **\$8.1 billion** each year, of which **\$89.1 million** is paid by taxpayers.

GUN DEATHS BY INTENT

In Oregon, **76%** of gun deaths are suicides and **23%** are homicides (including shootings by police). This is compared to **57%** and **41%** nationwide, respectively.



SOURCES:

Gun deaths: CDC, WONDER, five-year average: 2020–2024 (provisional).

Gun violence trends: CDC, WONDER, 2015–2024 (provisional).

Gun injuries: Everytown analysis of Healthcare Cost and Utilization Project (HCUP) data, 2020.

Cost of gun violence: Ted R. Miller and Bruce Lawrence analysis of CDC fatal injury: 2019 and HCUP nonfatal injury: 2019.

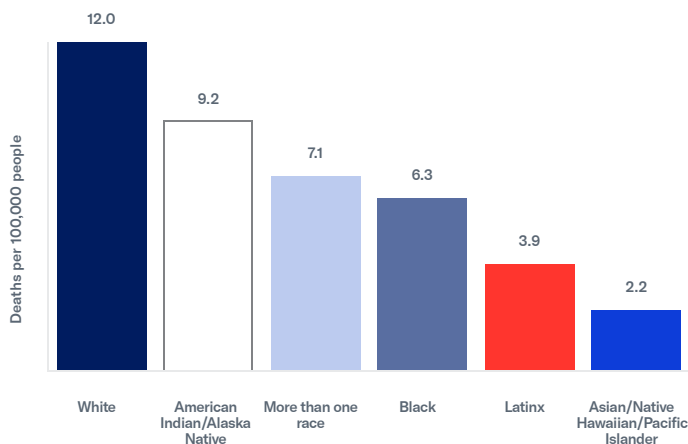
Rankings are based on the 50 states and Washington, DC, with first being highest, 51st lowest. Death and injury rankings are based on rates, economic cost rankings are based on average societal per-resident cost. Overall state gun violence rankings are calculated by adding count of gun deaths plus count of nonfatal gun injuries divided by population.

Totals do not always sum to 100% due to rounding.

GUN SUICIDES AND SUICIDE ATTEMPTS

Every year, an average of **490** people in Oregon die by gun suicides and **36** are wounded by gun suicide attempts—a rate of **10.4** suicides and **0.8** suicide attempts per 100,000 people. Oregon has the **17th-highest** rate of gun suicides and gun suicide attempts in the US.

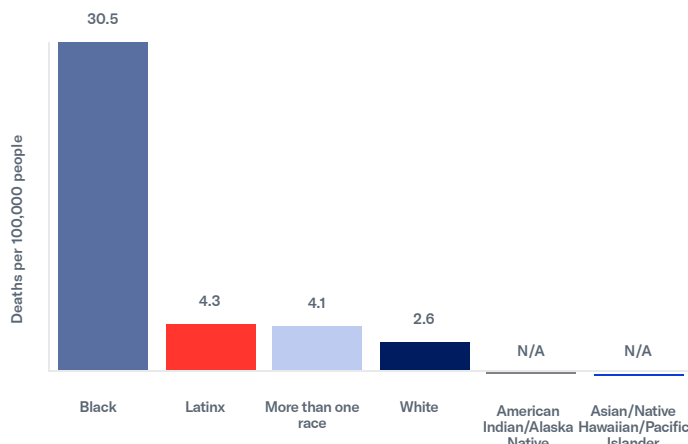
Gun Suicides By Race/Ethnicity in Oregon



GUN HOMICIDES AND ASSAULTS

Every year, an average of **146** people in Oregon die by gun homicides and **264** are wounded by gun assaults—a rate of **3.6** homicides and **6.2** assaults per 100,000 people. Oregon has the **35th-highest** rate of gun homicides and gun assaults in the US. In Oregon, **72%** of all homicides involve a gun, compared to **79%** nationwide.

Gun Homicides By Race/Ethnicity in Oregon



CHILDREN AND TEENS GUN DEATHS

Guns are the **2nd-leading** cause of death among children and teens in Oregon. In Oregon, an average of **35** children and teens die by guns every year, of which **52%** of these deaths are suicides and **46%** are homicides. In the US, **29%** of all gun deaths among children and teens are suicides and **65%** are homicides.

SOURCES:

Gun suicides and gun homicides: CDC, WONDER, five-year average: 2020–2024 (provisional). Homicides include shootings by police.

Gun suicide attempts and gun assaults: Everytown analysis of Healthcare Cost and Utilization Project (HCUP) data, 2020.

Children and teens gun deaths: CDC, WONDER, five-year average: 2020–2024 (provisional), ages 0–19; Leading causes of death: CDC, WONDER, 2024 (provisional), ages 1–19.

Intimate partner homicides: CDC, National Violent Death Reporting System, three-year average: 2020–2022.

Note: Gun violence data on EveryStat and in this fact sheet includes individuals who die or are wounded by guns and visit a hospital for care. The impact of gun violence extends far beyond those who are killed or physically injured, but data on those who witness gun violence, are threatened with a gun, or know or care for someone wounded or killed is not systematically collected at this time.

EveryStat.org

Updated: December 2025

INTIMATE PARTNER HOMICIDES

Every year, an average of **fewer than 10** women are fatally shot by an intimate partner in Oregon. **68%** of female intimate partner homicide victims are killed with a gun, compared to **69%** nationwide.