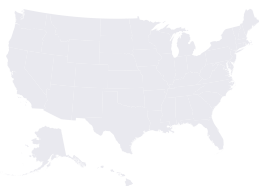


# Gun Violence in Wyoming

## OVERVIEW

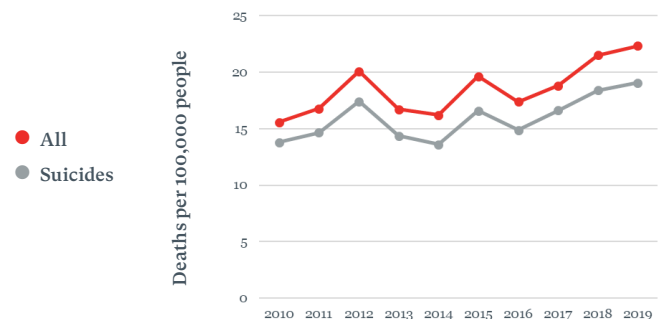
In an average year, **117** people die and **91** are wounded by guns in Wyoming. Wyoming has the **30th-highest** rate of gun violence in the US.



Data on states, congressional districts, and counties: [EveryStat.org](https://www.everystat.org)

## GUN DEATHS OVER TIME

In Wyoming, the rate of gun deaths increased **43%** from 2010 to 2019, compared to a **17%** increase nationwide. The rate of gun suicides increased **38%**, compared to a **13%** increase nationwide. Data on gun homicides was not consistently available in Wyoming during this time period.

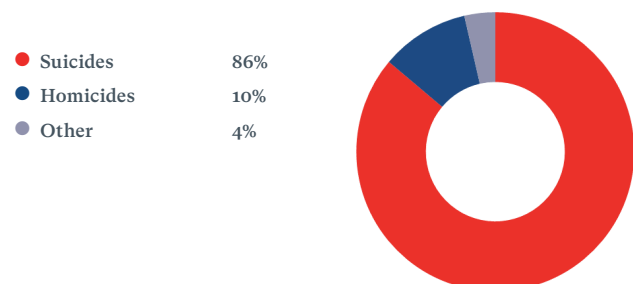


## COST OF GUN VIOLENCE

Wyoming has the **12th-highest** societal cost of gun violence in the US at **\$1,270** per person each year. Gun deaths and injuries cost Wyoming **\$736 million**, of which **\$14 million** is paid by taxpayers.

## GUN DEATHS BY INTENT

In Wyoming, **86%** of gun deaths are suicides and **10%** are homicides. This is compared to **60%** and **38%** nationwide, respectively.



### Sources

Gun deaths: CDC, WONDER, five-year average: 2015–2019.

Gun violence trends: CDC, WONDER, 2010–2019.

Gun injuries: Ted R. Miller and David Swedler, analysis of HCUP nonfatal injury: 2017.

Cost of gun violence: Ted R. Miller, analysis of CDC fatal injury: 2018 and HCUP nonfatal injury: 2017.

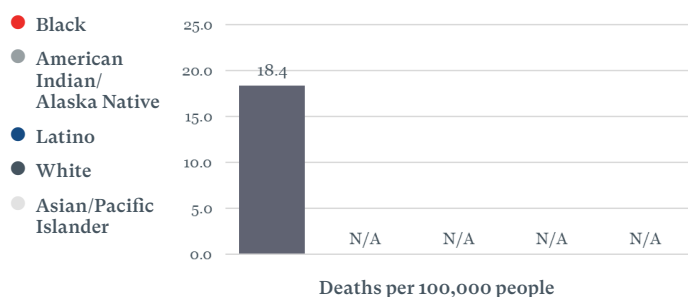
[EveryStat.org](https://www.everystat.org)

Updated: January 2021

## GUN SUICIDES AND SUICIDE ATTEMPTS

Every year, an average of **101** people in Wyoming die by gun suicides—a rate of **17.1** suicides and **0.9** suicide attempts per 100,000 people. Wyoming has the **2nd-highest** rate of gun suicides and gun suicide attempts in the US. Due to confidentiality considerations, gun suicide attempt data is not made public for Wyoming because it averages fewer than 10 attempts per year.

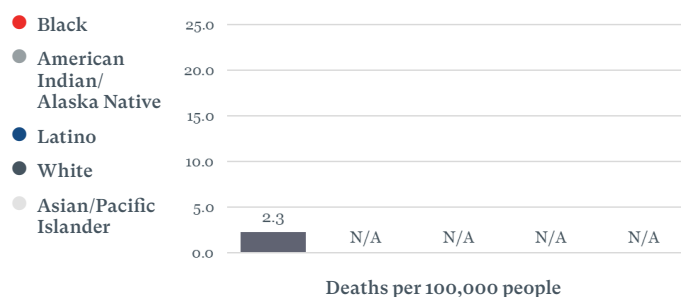
### Gun Suicides by Race/Ethnicity in Wyoming



## GUN HOMICIDES AND ASSAULTS

Every year, an average of **13** people in Wyoming die by gun homicides and **29** are wounded by gun assaults—a rate of **2.3** homicides and **5.0** assaults per 100,000 people. Wyoming has the **44th-highest** rate of gun homicides and gun assaults in the US. In Wyoming, **62%** of all homicides involve a gun, compared to **75%** nationwide.

### Gun Homicides by Race/Ethnicity in Wyoming



## GUN DEATHS AMONG CHILDREN AND TEENS

There is insufficient data on gun deaths among children and teens for Wyoming.

## INTIMATE PARTNER HOMICIDES

There is insufficient data on intimate partner gun homicides for Wyoming.

### Did You Know?

Wyoming has the highest rate of gun suicides in the country.

#### Sources

Suicides: CDC, WONDER, five-year average: 2015–2019.

Homicides: CDC, WONDER, five-year average: 2015–2019. Homicides include shootings by police.

Gun suicide attempts/assaults: Ted R. Miller and David Swedler analysis of HCUP nonfatal injury: 2017.

Children/teen deaths: CDC, WONDER, five-year average: 2015–2019, ages 0–19; Leading causes of death: CDC, WONDER, 2019, ages 1–19.

Intimate partner homicides: FBI, Supplementary Homicide Report, five-year total: 2015–2019.

Note: Gun violence data in EveryStat and in this fact sheet includes individuals who die by guns or are wounded by guns and visit a hospital for care. We recognize that the impact of gun violence extends far beyond those who are killed or physically injured. However, data on those who witness an act of gun violence, are threatened with a gun, or know or care for someone wounded or killed is not systematically collected at this time.