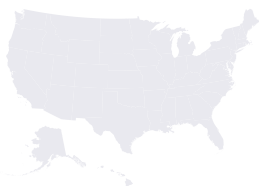


Gun Violence in Virginia

OVERVIEW

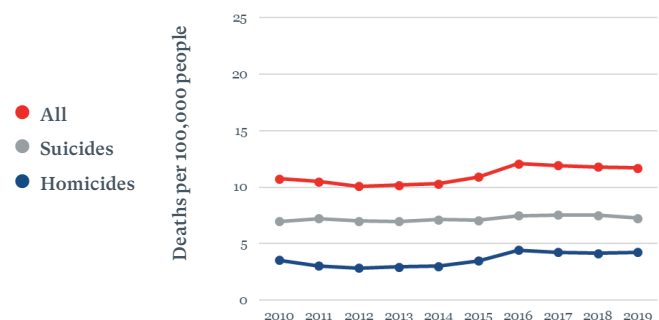
In an average year, **1,019** people die and **2,050** are wounded by guns in Virginia. Virginia has the **29th-highest** rate of gun violence in the US.



Data on states, congressional districts, and counties: [EveryStat.org](https://www.everystat.org)

GUN DEATHS OVER TIME

In Virginia, the rate of gun deaths increased **9%** from 2010 to 2019, compared to a **17%** increase nationwide. The rate of gun suicides increased **4%** and gun homicides increased **20%**, compared to a **13%** increase and **26%** increase nationwide, respectively.

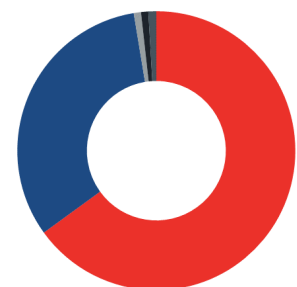
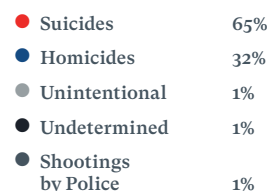


COST OF GUN VIOLENCE

Virginia has the **31st-highest** societal cost of gun violence in the US at **\$836** per person each year. Gun deaths and injuries cost Virginia **\$7 billion**, of which **\$292 million** is paid by taxpayers.

GUN DEATHS BY INTENT

In Virginia, **65%** of gun deaths are suicides and **32%** are homicides. This is compared to **60%** and **38%** nationwide, respectively.



Sources

Gun deaths: CDC, WONDER, five-year average: 2015–2019.

Gun violence trends: CDC, WONDER, 2010–2019.

Gun injuries: Ted R. Miller and David Swedler, analysis of HCUP nonfatal injury: 2017.

Cost of gun violence: Ted R. Miller, analysis of CDC fatal injury: 2018 and HCUP nonfatal injury: 2017.

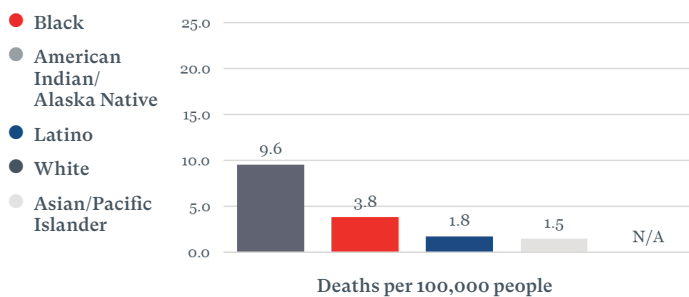
[EveryStat.org](https://www.everystat.org)

Updated: January 2021

GUN SUICIDES AND SUICIDE ATTEMPTS

Every year, an average of **663** people in Virginia die by gun suicides and **62** are wounded by gun suicide attempts—a rate of **7.4** suicides and **0.7** suicide attempts per 100,000 people. Virginia has the **35th-highest** rate of gun suicides and gun suicide attempts in the US.

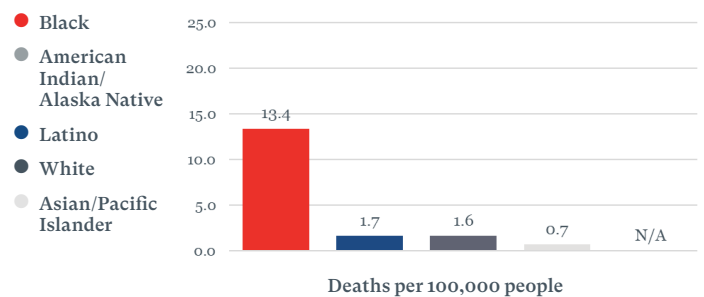
Gun Suicides by Race/Ethnicity in Virginia



GUN HOMICIDES AND ASSAULTS

Every year, an average of **339** people in Virginia die by gun homicides and **659** are wounded by gun assaults—a rate of **4.1** homicides and **7.8** assaults per 100,000 people. Virginia has the **31st-highest** rate of gun homicides and gun assaults in the US. In Virginia, **77%** of all homicides involve a gun, compared to **75%** nationwide.

Gun Homicides by Race/Ethnicity in Virginia



GUN DEATHS AMONG CHILDREN AND TEENS

Guns are the **leading** cause of death among children and teens in Virginia. In Virginia, an average of **85** children and teens die by guns every year, and **55%** of these deaths are homicides. In the US, **58%** of all gun deaths among children and teens are homicides.

INTIMATE PARTNER HOMICIDES

From 2015 to 2019, **111** women were fatally shot by an intimate partner in Virginia. **62%** of female intimate partner homicide victims were killed with a gun, compared to **59%** nationwide.

Did You Know?

One quarter of all gun homicides in Virginia occur in three areas: Richmond, Norfolk, and Newport News.

Sources

Suicides: CDC, WONDER, five-year average: 2015–2019.

Homicides: CDC, WONDER, five-year average: 2015–2019. Homicides include shootings by police.

Gun suicide attempts/assaults: Ted R. Miller and David Swedler, analysis of HCUP nonfatal injury: 2017.

Children/teen deaths: CDC, WONDER, five-year average: 2015–2019, ages 0–19; leading causes of death: CDC, WONDER, 2019, ages 1–19.

Intimate partner homicides: FBI, Supplementary Homicide Report, five-year total: 2015–2019.

Note: Gun violence data on EveryStat and in this fact sheet includes individuals who die by guns or are wounded by guns and visit a hospital for care. We recognize that the impact of gun violence extends far beyond those who are killed or physically injured. However, data on those who witness an act of gun violence, are threatened with a gun, or know or care for someone wounded or killed is not systematically collected at this time.