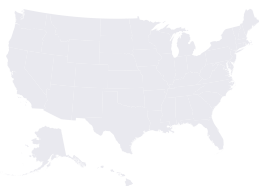


Gun Violence in South Dakota

OVERVIEW

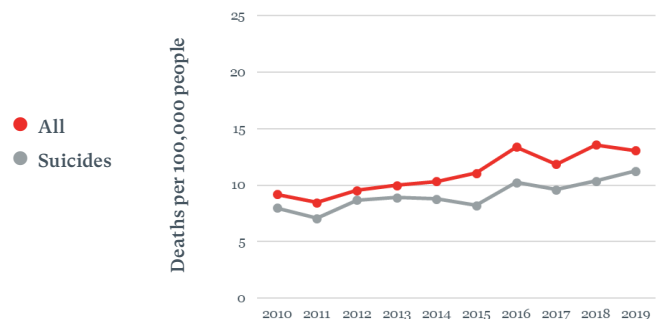
In an average year, **107** people die and **297** are wounded by guns in South Dakota. South Dakota has the **16th-highest** rate of gun violence in the US.



Data on states, congressional districts, and counties: [EveryStat.org](https://www.everystat.org)

GUN DEATHS OVER TIME

In South Dakota, the rate of gun deaths increased **42%** from 2010 to 2019, compared to a **17%** increase nationwide. The rate of gun suicides increased **41%**, compared to a **13%** increase nationwide. Data on gun homicides was not consistently available in South Dakota during this time period.

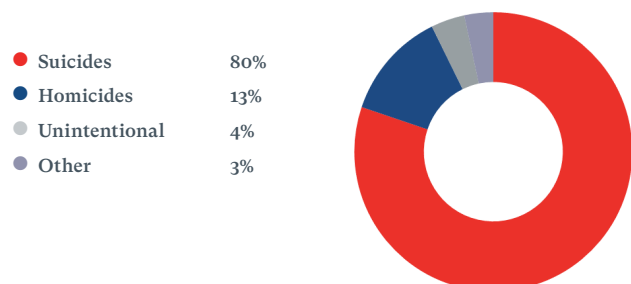


COST OF GUN VIOLENCE

South Dakota has the **28th-highest** societal cost of gun violence in the US at **\$911** per person each year. Gun deaths and injuries cost South Dakota **\$792 million**, of which **\$22 million** is paid by taxpayers.

GUN DEATHS BY INTENT

In South Dakota, **80%** of gun deaths are suicides and **13%** are homicides. This is compared to **60%** and **38%** nationwide, respectively.



Sources

Gun deaths: CDC, WONDER, five-year average: 2015–2019.

Gun violence trends: CDC, WONDER, 2010–2019.

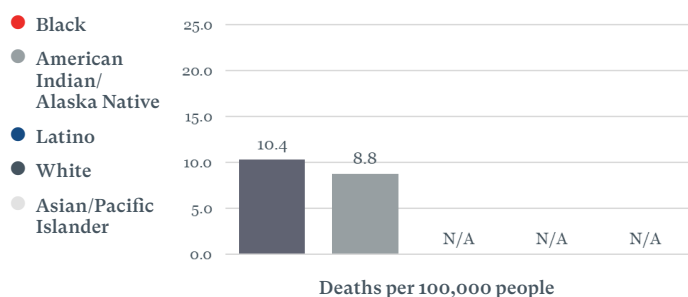
Gun injuries: Ted R. Miller and David Swedler, analysis of HCUP nonfatal injury: 2017.

Cost of gun violence: Ted R. Miller, analysis of CDC fatal injury: 2018 and HCUP nonfatal injury: 2017.

GUN SUICIDES AND SUICIDE ATTEMPTS

Every year, an average of **86** people in South Dakota die by gun suicides—a rate of **9.9** suicides per 100,000 people. South Dakota has the **22nd-highest** rate of gun suicides and gun suicide attempts in the US. Due to confidentiality considerations, gun suicide attempt data is not made public for South Dakota because it averages fewer than 10 attempts per year.

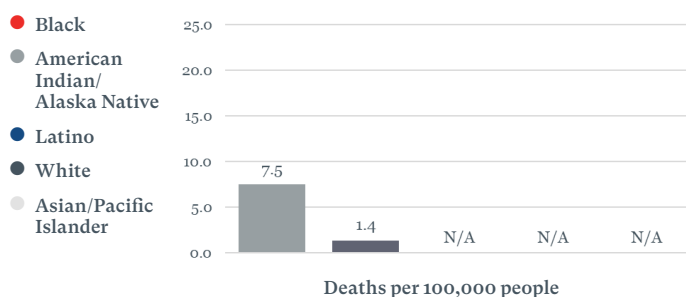
Gun Suicides by Race/Ethnicity in South Dakota



GUN HOMICIDES AND ASSAULTS

Every year, an average of **17** people in South Dakota die by gun homicides and **112** are wounded by gun assaults—a rate of **2.1** homicides and **12.9** assaults per 100,000 people. South Dakota has the **25th-highest** rate of gun homicides and gun assaults in the US. In South Dakota, **45%** of all homicides involve a gun, compared to **75%** nationwide.

Gun Homicides by Race/Ethnicity in South Dakota



GUN DEATHS AMONG CHILDREN AND TEENS

Guns are the **3rd-leading** cause of death among children and teens in South Dakota. In South Dakota, an average of **12** children and teens die by guns every year, and **60%** of these deaths are suicides. In the US, **58%** of all gun deaths among children and teens are homicides.

INTIMATE PARTNER HOMICIDES

There is insufficient data on intimate partner gun homicides for South Dakota.

Did You Know?

American Indians and Alaska Natives make up 9% of the population in South Dakota yet they make up 36% of the state's gun homicides.

Sources

Suicides: CDC, WONDER, five-year average: 2015–2019.

Homicides: CDC, WONDER, five-year average: 2015–2019. Homicides include shootings by police.

Gun suicide attempts/assaults: Ted R. Miller and David Swedler, analysis of HCUP nonfatal injury: 2017.

Children/teen deaths: CDC, WONDER, five-year average: 2015–2019, ages 0–19; leading causes of death: CDC, WONDER, 2019, ages 1–19.

Intimate partner homicides: FBI, Supplementary Homicide Report, five-year total: 2015–2019.

Note: Gun violence data on EveryStat and in this fact sheet includes individuals who die by guns or are wounded by guns and visit a hospital for care. We recognize that the impact of gun violence extends far beyond those who are killed or physically injured. However, data on those who witness an act of gun violence, are threatened with a gun, or know or care for someone wounded or killed is not systematically collected at this time.