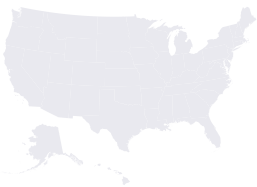


# Gun Violence in Maine

## OVERVIEW

In an average year, 152 people die and 97 are wounded by guns in Maine. Maine has the 47th-highest rate of gun violence in the US.



Data on states,  
congressional  
districts, and counties:  
[EveryStat.org](https://www.everystat.com)

### Sources

Gun deaths: CDC, WONDER, 10-year average: 2015-2019.

Gun injuries: Ted R. Miller and David Swedler  
analysis of HCUP nonfatal injury: 2017.

Cost of gun violence: Ted R. Miller analysis of CDC fatal injury:  
2018 and HCUP nonfatal injury: 2017.

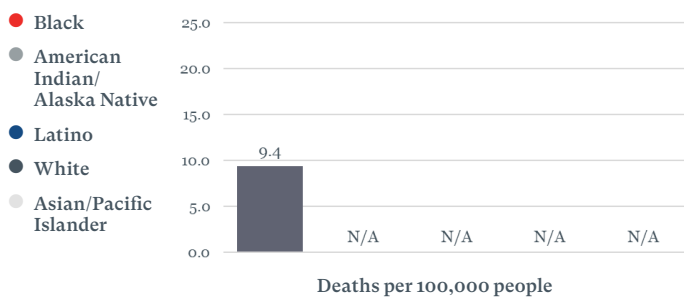
Z Homicides	7%
Z Other	3%

---

## GUN SUICIDES AND SUICIDE ATTEMPTS

Every year, an average of **136** people in Maine die by gun suicides—a rate of **9.1** suicides per 100,000 people. Maine has the **18th-highest** rate of gun suicides and gun suicide attempts in the US. Due to confidentiality considerations, gun suicide attempt data is not made public for Maine because it averages fewer than 10 attempts per year.

### Gun Suicides by Race/Ethnicity in Maine

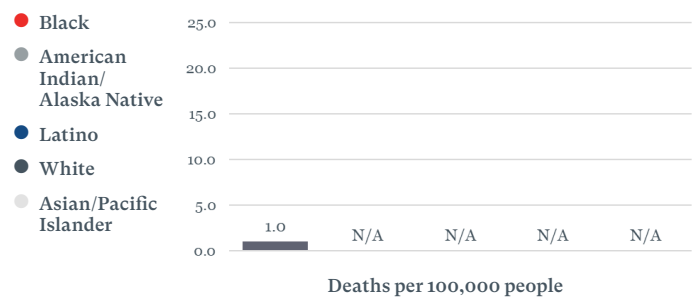


---

## GUN HOMICIDES AND ASSAULTS

Every year, an average of **14** people in Maine die by gun homicides and **44** are wounded by gun assaults—a rate of **1.1** homicides and **3.3** assaults per 100,000 people. Maine has the **50th-highest** rate of gun homicides and gun assaults in the US. In Maine, **59%** of all homicides involve a gun, compared to **75%** nationwide.

### Gun Homicides by Race/Ethnicity in Maine



---

## GUN DEATHS AMONG CHILDREN AND TEENS

There is insufficient data on gun deaths among children and teens for Maine.

---

## INTIMATE PARTNER HOMICIDES

There is insufficient data on intimate partner gun homicides for Maine.

### Did You Know?

**In Maine, 40% of all gun deaths occur in the most rural counties.**

#### Sources

Suicides: CDC, WONDER, five-year average: 2015–2019.

Homicides: CDC, WONDER, five-year average: 2015–2019. Homicides include shootings by police.

Gun suicide attempts/assaults: Ted R. Miller and David Swedler, analysis of HCUP nonfatal injury: 2017.

Children/teen deaths: CDC, WONDER, five-year average: 2015–2019, ages 0–19; leading causes of death: CDC, WONDER, 2019, ages 1–19.

Intimate partner homicides: FBI, Supplementary Homicide Report, five-year total: 2015–2019.

Note: Gun violence data on EveryStat and in this fact sheet includes individuals who die by guns or are wounded by guns and visit a hospital for care. We recognize that the impact of gun violence extends far beyond those who are killed or physically injured. However, data on those who witness an act of gun violence, are threatened with a gun, or know or care for someone wounded or killed is not systematically collected at this time.