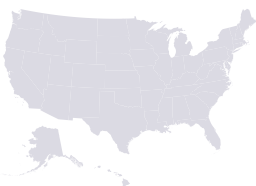


# Gun Violence in Vermont

## OVERVIEW

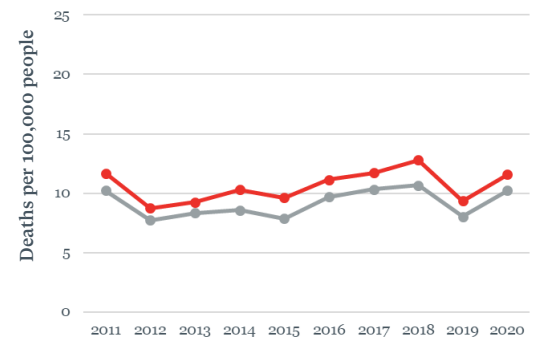
In an average year, **75** people die and **84** are wounded by guns in Vermont. Vermont has the **36th-highest** rate of gun violence in the US.



Data on states, congressional districts, and counties:  
[EveryStat.org](https://www.everystat.com)

## GUN DEATHS OVER TIME

In Vermont, the rate of gun deaths decreased **1%** from 2011 to 2020, compared to a **33%** increase nationwide. The rate of gun suicides **stayed the same** compared to a **12%** increase nationwide. Data on gun homicides was not consistently available in Vermont during this time period.



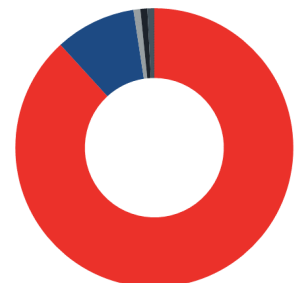
## COST OF GUN VIOLENCE

Vermont has the **33rd-highest** societal cost of gun violence in the US at **\$828** per person each year. Gun deaths and injuries cost Vermont **\$516 million**, of which **\$12 million** is paid by taxpayers.

## GUN DEATHS BY INTENT

In Vermont, **88%** of gun deaths are suicides and **9%** are homicides. This is compared to **59%** and **38%** nationwide, respectively.

● Suicides	88%
● Homicides	9%
● Unintentional	<5%
● Undetermined	<5%
● Shootings by Police	<5%



### Sources

Gun deaths: CDC, WONDER, five-year average: 2016–2020.

Gun violence trends: CDC, WONDER, 2011–2020.

Gun injuries: Ted R. Miller and David Swedler analysis of HCUP nonfatal injury: 2017.

Cost of gun violence: Ted R. Miller analysis of CDC fatal injury: 2018 and HCUP nonfatal injury: 2017.

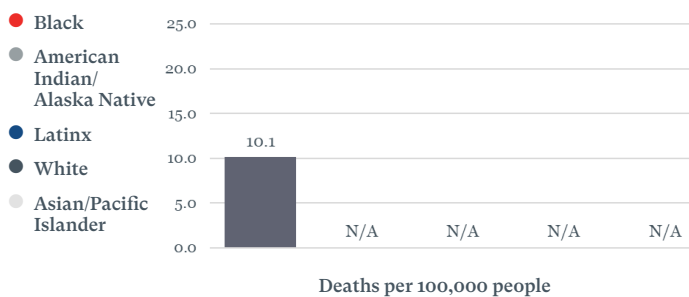
Totals do not always sum to 100% due to rounding.

---

## GUN SUICIDES AND SUICIDE ATTEMPTS

Every year, an average of **66** people in Vermont die by gun suicides—a rate of **9.8** suicides per 100,000 people. Vermont has the **15th-highest** rate of gun suicides and gun suicide attempts in the US. The average number of gun suicide attempts is **fewer than 10** per year and is therefore suppressed.

### Gun Suicides By Race/Ethnicity in Vermont

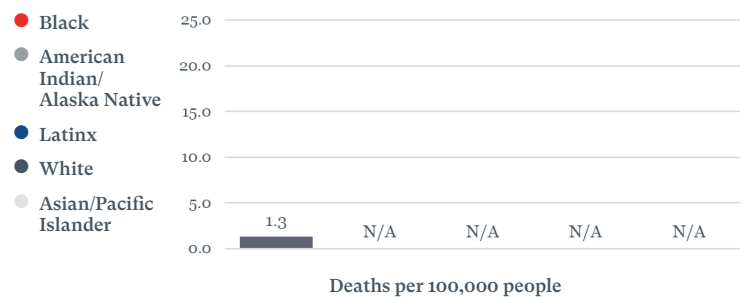


---

## GUN HOMICIDES AND ASSAULTS

Every year, an average of **39** people in Vermont are wounded by gun assaults—a rate of **6.3** assaults per 100,000 people. Vermont has the **40th-highest** rate of gun homicides and gun assaults in the US. In Vermont, **58%** of all homicides involve a gun, compared to **76%** nationwide. The average number of gun homicides is **fewer than 10** per year and is therefore suppressed.

### Gun Homicides By Race/Ethnicity in Vermont



---

## CHILDREN AND TEENS GUN DEATHS

The average number of gun deaths among children and teens is **fewer than 10** per year in Vermont and the number is therefore suppressed. In the US, **35%** of all gun deaths among children and teens are suicides and **60%** are homicides.

---

## INTIMATE PARTNER HOMICIDES

In 2019, **fewer than 10** women were fatally shot by an intimate partner in Vermont. **70%** of female intimate partner homicide victims were killed with a gun, compared to **67%** nationwide.

#### Sources

Gun suicides: CDC, WONDER, five-year average: 2016–2020.

Gun homicides: CDC, WONDER, five-year average: 2016–2020. Homicides include shootings by police.

Gun suicide attempts and gun assaults: Ted R. Miller and David Swedler analysis of HCUP nonfatal injury: 2017.

Children and teens gun deaths: CDC, WONDER, five-year average: 2016–2020, ages 0–19; Leading causes of death: CDC, WONDER, 2020, ages 1–19.

Intimate partner homicides: CDC, National Violent Death Reporting System, 2019; Intimate partner homicides by race and ethnicity: CDC, National Violent Death Reporting System, 2018–2019.

Note: Gun violence data on EveryStat and in this fact sheet includes individuals who die by guns or are wounded by guns and visit a hospital for care. We recognize that the impact of gun violence extends far beyond those who are killed or physically injured. However, data on those who witness an act of gun violence, are threatened with a gun, or know or care for someone wounded or killed is not systematically collected at this time.