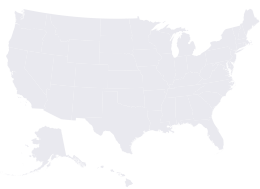


Gun Violence in Vermont

OVERVIEW

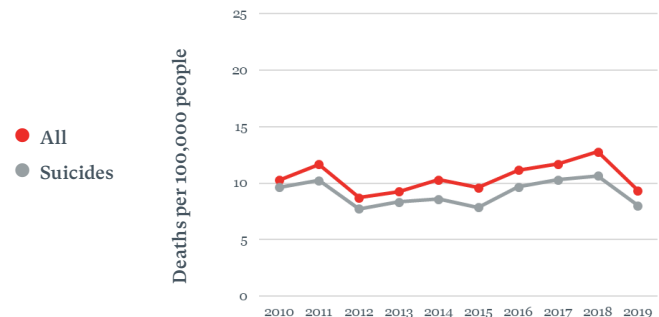
In an average year, **73** people die and **84** are wounded by guns in Vermont. Vermont has the **36th-highest** rate of gun violence in the US.



Data on states, congressional districts, and counties: [EveryStat.org](https://www.everystat.org)

GUN DEATHS OVER TIME

In Vermont, the rate of gun deaths decreased **9%** from 2010 to 2019, compared to a **17%** increase nationwide. The rate of gun suicides decreased **17%**, compared to a **13%** increase nationwide. Data on gun homicides was not consistently available in Vermont during this time period.

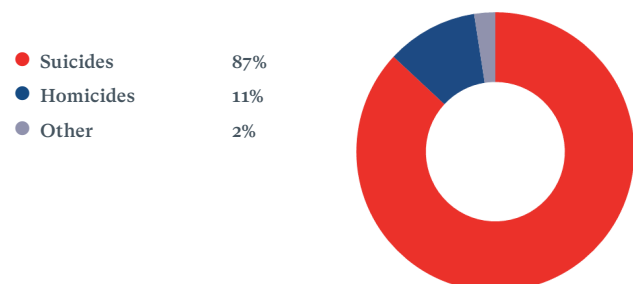


COST OF GUN VIOLENCE

Vermont has the **33rd-highest** societal cost of gun violence in the US at **\$828** per person each year. Gun deaths and injuries cost Vermont **\$516 million**, of which **\$12 million** is paid by taxpayers.

GUN DEATHS BY INTENT

In Vermont, **87%** of gun deaths are suicides and **11%** are homicides. This is compared to **60%** and **38%** nationwide, respectively.



Sources

Gun deaths: CDC, WONDER, five-year average: 2015–2019.

Gun violence trends: CDC, WONDER, 2010–2019.

Gun injuries: Ted R. Miller and David Swedler, analysis of HCUP nonfatal injury: 2017.

Cost of gun violence: Ted R. Miller, analysis of CDC fatal injury: 2018 and HCUP nonfatal injury: 2017.

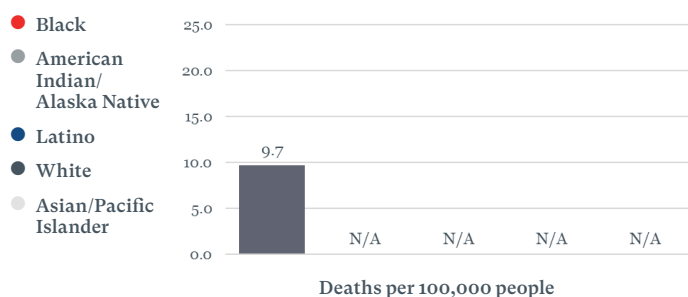
[EveryStat.org](https://www.everystat.org)

Updated: January 2021

GUN SUICIDES AND SUICIDE ATTEMPTS

Every year, an average of **64** people in Vermont die by gun suicides—a rate of **9.3** suicides per 100,000 people. Vermont has the **15th-highest** rate of gun suicides and gun suicide attempts in the US. Due to confidentiality considerations, gun suicide attempt data is not made public for Vermont because it averages fewer than 10 attempts per year.

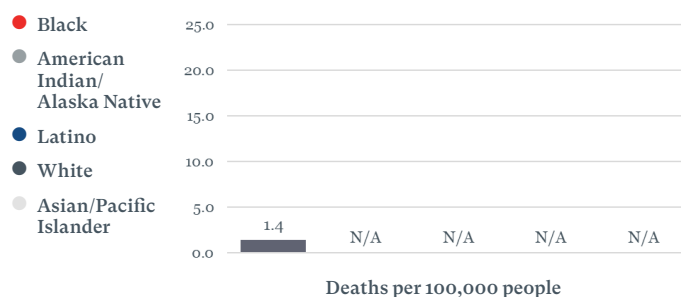
Gun Suicides by Race/Ethnicity in Vermont



GUN HOMICIDES AND ASSAULTS

Every year, an average of **39** people in Vermont are wounded by gun assaults—a rate of **6.3** assaults per 100,000 people. Vermont has the **40th-highest** rate of gun homicides and gun assaults in the US. Due to confidentiality considerations, gun assault data is not made public for Vermont because it averages fewer than 10 assaults per year.

Gun Homicides by Race/Ethnicity in Vermont



GUN DEATHS AMONG CHILDREN AND TEENS

There is insufficient data on gun deaths among children and teens for Vermont.

INTIMATE PARTNER HOMICIDES

From 2015 to 2019, **8** women were fatally shot by an intimate partner in Vermont. **47%** of female intimate partner homicide victims were killed with a gun, compared to **59%** nationwide.

Did You Know?

In Vermont, 87% of all gun deaths are suicides.

Sources

Suicides: CDC, WONDER, five-year average: 2015–2019.

Homicides: CDC, WONDER, five-year average: 2015–2019. Homicides include shootings by police.

Gun suicide attempts/assaults: Ted R. Miller and David Swedler, analysis of HCUP nonfatal injury: 2017.

Children/teen deaths: CDC, WONDER, five-year average: 2015–2019, ages 0–19; leading causes of death: CDC, WONDER, 2019, ages 1–19.

Intimate partner homicides: FBI, Supplementary Homicide Report, five-year total: 2015–2019.

Note: Gun violence data on EveryStat and in this fact sheet includes individuals who die by guns or are wounded by guns and visit a hospital for care. We recognize that the impact of gun violence extends far beyond those who are killed or physically injured. However, data on those who witness an act of gun violence, are threatened with a gun, or know or care for someone wounded or killed is not systematically collected at this time.