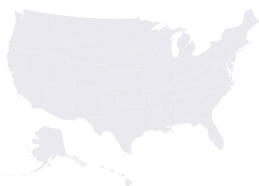


Gun Violence in North Carolina

OVERVIEW

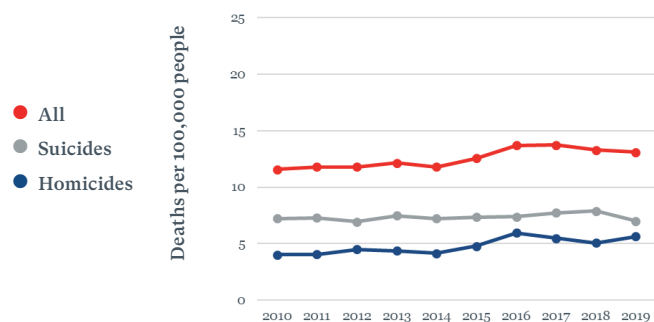
In an average year, **1,388** people die and **3,407** are wounded by guns in North Carolina. North Carolina has the **17th-highest** rate of gun violence in the US.



Data on states, congressional districts, and counties: [EveryStat.org](https://www.everystat.com)

GUN DEATHS OVER TIME

In North Carolina, the rate of gun deaths increased **13%** from 2010 to 2019, compared to a **17%** increase nationwide. The rate of gun suicides decreased **3%** and gun homicides increased **41%**, compared to a **13%** increase and **26%** increase nationwide, respectively.



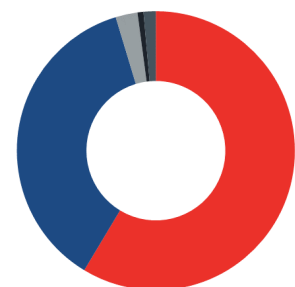
COST OF GUN VIOLENCE

North Carolina has the **26th-highest** societal cost of gun violence in the US at **\$937** per person each year. Gun deaths and injuries cost North Carolina **\$10 billion**, of which **\$418 million** is paid by taxpayers.

GUN DEATHS BY INTENT

In North Carolina, **59%** of gun deaths are suicides and **37%** are homicides. This is compared to **60%** and **38%** nationwide, respectively.

Intent	Percentage
Suicides	59%
Homicides	37%
Unintentional	3%
Undetermined	1%
Shootings by Police	1%



Sources

Gun deaths: CDC, WONDER, five-year average: 2015–2019.

Gun violence trends: CDC, WONDER, 2010–2019.

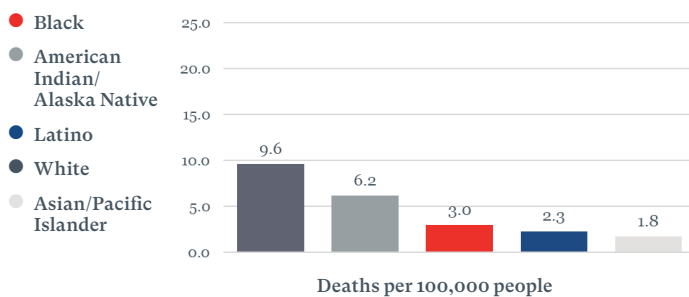
Gun injuries: Ted R. Miller and David Swedler, analysis of HCUP nonfatal injury: 2017.

Cost of gun violence: Ted R. Miller, analysis of CDC fatal injury: 2018 and HCUP nonfatal injury: 2017.

GUN SUICIDES AND SUICIDE ATTEMPTS

Every year, an average of **814** people in North Carolina die by gun suicides and **92** are wounded by gun suicide attempts—a rate of **7.5** suicides and **0.9** suicide attempts per 100,000 people. North Carolina has the **30th-highest** rate of gun suicides and gun suicide attempts in the US.

Gun Suicides by Race/Ethnicity in North Carolina



GUN DEATHS AMONG CHILDREN AND TEENS

Guns are the **2nd-leading** cause of death among children and teens in North Carolina. In North Carolina, an average of **104** children and teens die by guns every year, and **60%** of these deaths are homicides. In the US, **58%** of all gun deaths among children and teens are homicides.

Sources

Suicides: CDC, WONDER, five-year average: 2015–2019.

Homicides: CDC, WONDER, five-year average: 2015–2019. Homicides include shootings by police.

Gun suicide attempts/assaults: Ted R. Miller and David Swedler, analysis of HCUP nonfatal injury: 2017.

Children/teen deaths: CDC, WONDER, five-year average: 2015–2019, ages 0–19; leading causes of death: CDC, WONDER, 2019, ages 1–19.

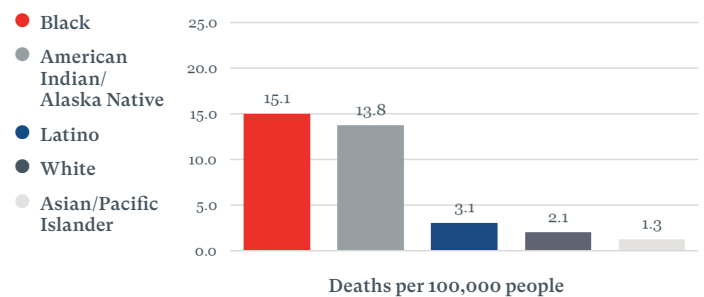
Intimate partner homicides: FBI, Supplementary Homicide Report, five-year total: 2015–2019.

Note: Gun violence data on EveryStat and in this fact sheet includes individuals who die by guns or are wounded by guns and visit a hospital for care. We recognize that the impact of gun violence extends far beyond those who are killed or physically injured. However, data on those who witness an act of gun violence, are threatened with a gun, or know or care for someone wounded or killed is not systematically collected at this time.

GUN HOMICIDES AND ASSAULTS

Every year, an average of **529** people in North Carolina die by gun homicides and **1,322** are wounded by gun assaults—a rate of **5.4** homicides and **12.9** assaults per 100,000 people. North Carolina has the **22nd-highest** rate of gun homicides and gun assaults in the US. In North Carolina, **76%** of all homicides involve a gun, compared to **75%** nationwide.

Gun Homicides by Race/Ethnicity in North Carolina



INTIMATE PARTNER HOMICIDES

There is insufficient data on intimate partner gun homicides for North Carolina.

Did You Know?

In North Carolina, the gun suicide rate in the most rural counties is **2 times higher** than in the most urban areas.