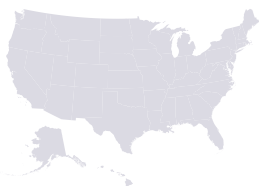


Gun Violence in Florida

OVERVIEW

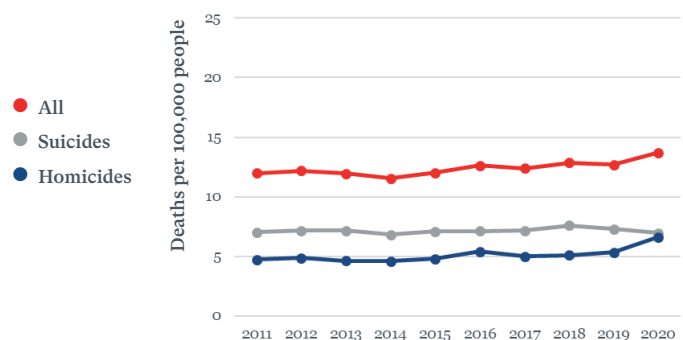
In an average year, **2,849** people die and **4,270** are wounded by guns in Florida. Florida has the **31st-highest** rate of gun violence in the US.



Data on states, congressional districts, and counties:
[EveryStat.org](https://www.everystat.org)

GUN DEATHS OVER TIME

In Florida, the rate of gun deaths increased **15%** from 2011 to 2020, compared to a **33%** increase nationwide. The rate of gun suicides decreased **1%** and gun homicides increased **40%** compared to a **12%** increase and **70%** increase nationwide, respectively.

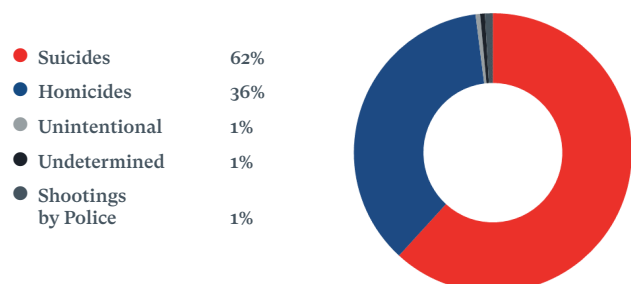


COST OF GUN VIOLENCE

Florida has the **23rd-highest** societal cost of gun violence in the US at **\$961** per person each year. Gun deaths and injuries cost Florida **\$20 billion**, of which **\$855 million** is paid by taxpayers.

GUN DEATHS BY INTENT

In Florida, **62%** of gun deaths are suicides and **36%** are homicides. This is compared to **59%** and **38%** nationwide, respectively.



Sources

Gun deaths: CDC, WONDER, five-year average: 2016–2020.

Gun violence trends: CDC, WONDER, 2011–2020.

Gun injuries: Ted R. Miller and David Swedler analysis of HCUP nonfatal injury: 2017.

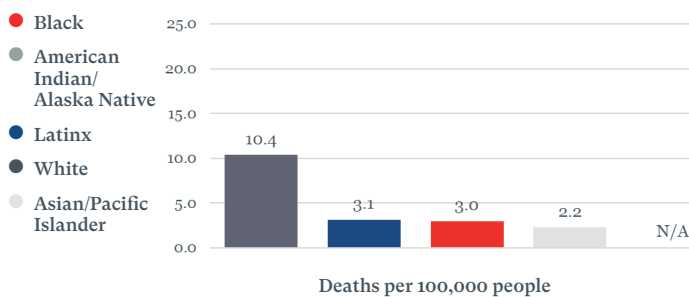
Cost of gun violence: Ted R. Miller analysis of CDC fatal injury: 2018 and HCUP nonfatal injury: 2017.

Totals do not always sum to 100% due to rounding.

GUN SUICIDES AND SUICIDE ATTEMPTS

Every year, an average of **1,760** people in Florida die by gun suicides and **139** are wounded by gun suicide attempts—a rate of **7.2** suicides and **0.7** suicide attempts per 100,000 people. Florida has the **28th-highest** rate of gun suicides and gun suicide attempts in the US.

Gun Suicides By Race/Ethnicity in Florida



CHILDREN AND TEENS GUN DEATHS

Guns are the **2nd-leading** cause of death among children and teens in Florida. In Florida, an average of **206** children and teens die by guns every year, of which **30%** of these deaths are suicides and **66%** are homicides. In the US, **35%** of all gun deaths among children and teens are suicides and **60%** are homicides.

Sources

Gun suicides: CDC, WONDER, five-year average: 2016–2020.

Gun homicides: CDC, WONDER, five-year average: 2016–2020. Homicides include shootings by police.

Gun suicide attempts and gun assaults: Ted R. Miller and David Swedler analysis of HCUP nonfatal injury: 2017.

Children and teens gun deaths: CDC, WONDER, five-year average: 2016–2020, ages 0–19; Leading causes of death: CDC, WONDER, 2020, ages 1–19.

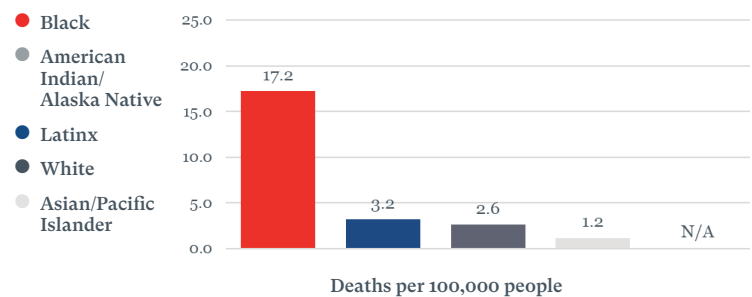
Intimate partner homicides: CDC, National Violent Death Reporting System, 2019; Intimate partner homicides by race and ethnicity: CDC, National Violent Death Reporting System, 2018–2019.

Note: Gun violence data on EveryStat and in this fact sheet includes individuals who die by guns or are wounded by guns and visit a hospital for care. We recognize that the impact of gun violence extends far beyond those who are killed or physically injured. However, data on those who witness an act of gun violence, are threatened with a gun, or know or care for someone wounded or killed is not systematically collected at this time.

GUN HOMICIDES AND ASSAULTS

Every year, an average of **1,057** people in Florida die by gun homicides and **1,757** are wounded by gun assaults—a rate of **5.5** homicides and **8.4** assaults per 100,000 people. Florida has the **28th-highest** rate of gun homicides and gun assaults in the US. In Florida, **76%** of all homicides involve a gun, compared to **76%** nationwide.

Gun Homicides By Race/Ethnicity in Florida



INTIMATE PARTNER HOMICIDES

In 2019, **59** women were fatally shot by an intimate partner in Florida. **67%** of female intimate partner homicide victims were killed with a gun, compared to **67%** nationwide.