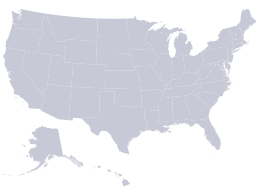


Gun Violence in Arizona

OVERVIEW

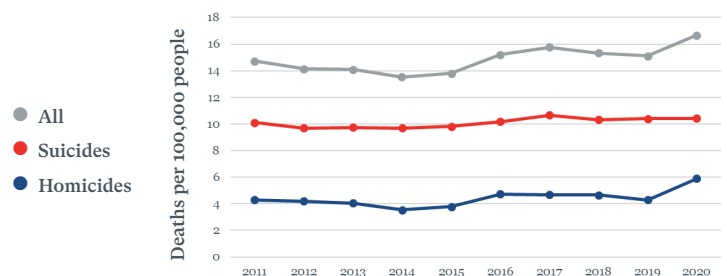
In an average year, **1,155** people die and **919** are wounded by guns in Arizona. Arizona has the **31st-highest** rate of gun violence in the US.



Data on states, congressional districts, and counties:
[EveryStat.org](https://www.everystat.org)

GUN DEATHS OVER TIME

In Arizona, the rate of gun deaths increased **13%** from 2011 to 2020, compared to a **33%** increase nationwide. The rate of gun suicides increased **3%** and gun homicides increased **37%** compared to a **12%** increase and **70%** increase nationwide, respectively.



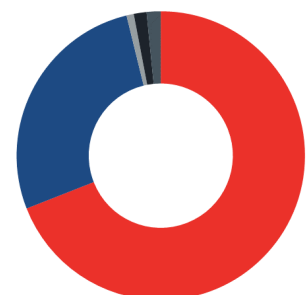
COST OF GUN VIOLENCE

Arizona has the **17th-highest** societal cost of gun violence in the US at **\$2,180** per resident each year. Gun deaths and injuries cost Arizona **\$15.9 billion** each year, of which **\$253.2 million** is paid by taxpayers.

GUN DEATHS BY INTENT

In Arizona, **69%** of gun deaths are suicides and **27%** are homicides. This is compared to **59%** and **38%** nationwide, respectively.

● Suicides	69%
● Homicides	27%
● Unintentional	1%
● Undetermined	1%
● Shootings by Police	2%



SOURCES:

Gun deaths: CDC, WONDER, five-year average: 2016-2020.

Gun violence trends: CDC, WONDER, 2011-2020.

Gun injuries: Ted R. Miller, David Swedler, and Kate Schnippel analysis of HCUP nonfatal injury: 2019.

Cost of gun violence: Ted R. Miller and Bruce Lawrence analysis of CDC fatal injury: 2019 and HCUP nonfatal injury: 2019.

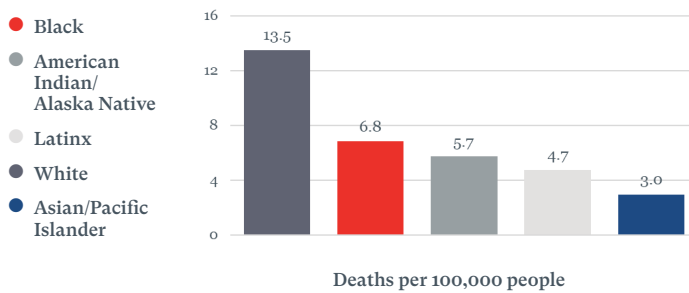
Rankings are based on the 50 states and Washington, DC, with first being highest, 51st lowest. Death and injury rankings are based on rates, economic cost rankings are based on average societal per-resident cost. Overall state gun violence rankings are calculated by adding count of gun deaths plus count of nonfatal gun injuries divided by population.

Totals do not always sum to 100% due to rounding.

GUN SUICIDES AND SUICIDE ATTEMPTS

Every year, an average of **798** people in Arizona die by gun suicides and **69** are wounded by gun suicide attempts—a rate of **10.4** suicides and **0.9** suicide attempts per 100,000 people. Arizona has the **14th-highest** rate of gun suicides and gun suicide attempts in the US.

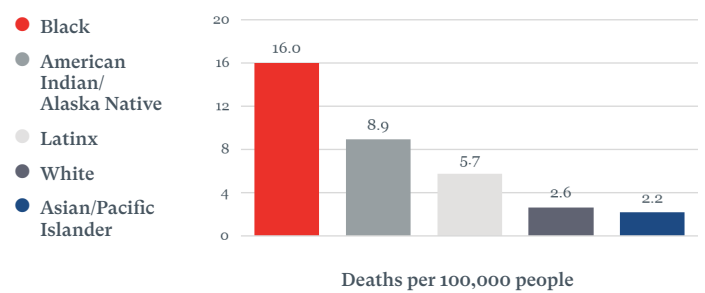
Gun Suicides By Race/Ethnicity in Arizona



GUN HOMICIDES AND ASSAULTS

Every year, an average of **332** people in Arizona die by gun homicides and **370** are wounded by gun assaults—a rate of **4.8** homicides and **5.1** assaults per 100,000 people. Arizona has the **28th-highest** rate of gun homicides and gun assaults in the US. In Arizona, **72%** of all homicides involve a gun, compared to **76%** nationwide.

Gun Homicides By Race/Ethnicity in Arizona



CHILDREN AND TEENS GUN DEATHS

Guns are the **3rd-leading** cause of death among children and teens in Arizona. In Arizona, an average of **78** children and teens die by guns every year, of which **42%** of these deaths are suicides and **49%** are homicides. In the US, **35%** of all gun deaths among children and teens are suicides and **60%** are homicides.

SOURCES:

Gun suicides and gun homicides: CDC, WONDER, five-year average: 2016–2020. Homicides include shootings by police.

Gun suicide attempts and gun assaults: Ted R. Miller, David Swedler, and Kate Schnippel analysis of HCUP nonfatal injury: 2019.

Children and teens gun deaths: CDC, WONDER, five-year average: 2016–2020, ages 0–19; Leading causes of death: CDC, WONDER, 2020, ages 1–19.

Intimate partner homicides: CDC, National Violent Death Reporting System, 2019; Intimate partner homicides by race and ethnicity: CDC, National Violent Death Reporting System, 2018–2019.

Note: Gun violence data on EveryStat and in this fact sheet includes individuals who die or are wounded by guns and visit a hospital for care. The impact of gun violence extends far beyond those who are killed or physically injured, but data on those who witness gun violence, are threatened with a gun, or know or care for someone wounded or killed is not systematically collected at this time.

INTIMATE PARTNER HOMICIDES

In 2019, **28** women were fatally shot by an intimate partner in Arizona. **78%** of female intimate partner homicide victims were killed with a gun, compared to **67%** nationwide.

Intimate Partner Homicides by Race/Ethnicity in Arizona

